

# Safety Day Questions

Description:

Date Created: 8/29/2017 5:17:26 PM

Date Range: 9/5/2017 8:00:00 AM - 9/8/2017 11:59:00 PM

Total Respondents: 185





## Q1. How safe do you feel on campus at night?

Count	Percent		
64	34.59%		Very safe
86	46.49%		Somewhat safe
9	4.86%		Unsure
19	10.27%		Somewhat unsafe
7	3.78%		Very unsafe
185	Respondents		

## Q2. Where on campus do you typically feel the MOST unsafe?

Count	Percent		
26	100.00%		
Count	Percent		
1	3.85%		Around main roads
1	3.85%		Around the union
1	3.85%		Around the UREC
1	3.85%		Bathroom
1	3.85%		Borders of campus
1	3.85%		Dark places of the campus
1	3.85%		Enchanted forest
1	3.85%		Everywhere, if we had blue boxes I would feel safe
1	3.85%		Highland
1	3.85%		Highland, in the middle of the quad
1	3.85%		In between building where it's dark
1	3.85%		In class, Coates, the quad
1	3.85%		N/a
1	3.85%		Near the library
1	3.85%		Nicholson
1	3.85%		No lighting area
2	7.69%		Parking lot
2	7.69%		Parking lots
1	3.85%		Parking lots on Nicholson extension
1	3.85%		Quad
1	3.85%		Quad
1	3.85%		Sorority row at night
1	3.85%		The quad, highland
1	3.85%		Unlighted areas
26	Respondents		

Q3. Which best describes how often do you use campus transit?

Count	Percent		
62	33.51%		I have never used it
28	15.14%		I have used it once
40	21.62%		A few times a semester
55	29.73%		I use campus transit at least once a week
185	Respondents		

Q4. What could the school do that would make you more likely to use campus transit?

Count	Percent		
84	100.00%		
Count	Percent		
1	1.19%		A better app on our phone
1	1.19%		Advertise bus schedule
1	1.19%		Advertise it more
1	1.19%		Alerts
1	1.19%		An accessible map or an article about how best to use it.
1	1.19%		Answer more often
1	1.19%		App
1	1.19%		Availability
1	1.19%		Availability and more security
1	1.19%		Better ads for it
1	1.19%		Better timing
2	2.38%		Cameras
1	1.19%		Commuter
1	1.19%		Depends on where I need to go
1	1.19%		Easier access
1	1.19%		Easier to understand
1	1.19%		Explain
1	1.19%		Explain better ways to use transit
1	1.19%		Faster
1	1.19%		Faster times
1	1.19%		Give more information about it. I don't use it because I don't know how to use it or where it goes
1	1.19%		Go off campus
1	1.19%		Have golf cart to deliver student from places to dorm
1	1.19%		Have it go to more places
1	1.19%		Have more signs
1	1.19%		Having classes in the evening
1	1.19%		I commute
1	1.19%		I don't know
1	1.19%		I don't know what bus takes you where, so make it aware
1	1.19%		I don't know. I just haven't needed it yet.
1	1.19%		I live off campus
1	1.19%		I would use it more if I had more places to go at night. It's good!

1	1.19%	<input type="checkbox"/>	ldk
1	1.19%	<input type="checkbox"/>	If I knew the routes
1	1.19%	<input type="checkbox"/>	If I lived here.
2	2.38%	<input type="checkbox"/>	Make campus transit 24/7
1	1.19%	<input type="checkbox"/>	Make it available in the morning.
1	1.19%	<input type="checkbox"/>	Make it easier for me to get picked up
1	1.19%	<input type="checkbox"/>	Make it easier to call
1	1.19%	<input type="checkbox"/>	Make it easier to ride the buses
1	1.19%	<input type="checkbox"/>	Make it more available
1	1.19%	<input type="checkbox"/>	Make it more convenient
1	1.19%	<input type="checkbox"/>	Make it more known
1	1.19%	<input type="checkbox"/>	Make pickup times faster
1	1.19%	<input type="checkbox"/>	Make sure they come within 30 min from my call
1	1.19%	<input type="checkbox"/>	More accessible
2	2.38%	<input type="checkbox"/>	More available
1	1.19%	<input type="checkbox"/>	More convenient
1	1.19%	<input type="checkbox"/>	More easily accessible
1	1.19%	<input type="checkbox"/>	More info
1	1.19%	<input type="checkbox"/>	More info about it
1	1.19%	<input type="checkbox"/>	More lightning on campus to feel safe
1	1.19%	<input type="checkbox"/>	More often routes
1	1.19%	<input type="checkbox"/>	More police
1	1.19%	<input type="checkbox"/>	More security patrol
1	1.19%	<input type="checkbox"/>	More stops
1	1.19%	<input type="checkbox"/>	More stops off campus
1	1.19%	<input type="checkbox"/>	More user friendly and advertised
1	1.19%	<input type="checkbox"/>	N/a
1	1.19%	<input type="checkbox"/>	Na
1	1.19%	<input type="checkbox"/>	No need
1	1.19%	<input type="checkbox"/>	No need for, enjoys walking
1	1.19%	<input type="checkbox"/>	Not much, I just like walking.
1	1.19%	<input type="checkbox"/>	Not much, I like exercise
1	1.19%	<input type="checkbox"/>	Not much, it's just not convenient for me
3	3.57%	<input type="checkbox"/>	Nothing
1	1.19%	<input type="checkbox"/>	Nothing honestly, I walk everywhere for the exercise.
1	1.19%	<input type="checkbox"/>	Nothing I just forget about it that's why I don't use it
1	1.19%	<input type="checkbox"/>	Nothing really. It's very good
1	1.19%	<input type="checkbox"/>	Nothing
2	2.38%	<input type="checkbox"/>	Off campus
1	1.19%	<input type="checkbox"/>	Off campus so no need
1	1.19%	<input type="checkbox"/>	Parking
1	1.19%	<input type="checkbox"/>	Phone system
1	1.19%	<input type="checkbox"/>	Talk about it more
1	1.19%	<input type="checkbox"/>	User friendly

1	1.19%	<input type="text"/>	Was unaware
1	1.19%	<input type="text"/>	Well I usually drive my car, so nothing really.

84 Respondents